

■ Dimensions

Unit:mm

EGB-8025e
L : 4695 × W : 2555 × H : 2780



■ Machine specifications

Model	EGB-6020e	EGB-8025e	EGB-1303e	EGB-6020ATCe	EGB-1303ATCe
Model name *1	EGB6020E	EGB8025E	EGB1303E	EGB6020AE	EGB1303AE
Total width : L	mm 2900	4695	5235	3890	6510
Total height : H (main unit)	mm 2745	2780	3070	2845	3115
Depth : W	mm 2520	2555		2615	2905
Frame gap	mm 1700	2210	2700	1700	2700
Table height	mm	950		970	950
Table length	mm 2150	2600	3110	2150	3110
Open height (with/without Grip)	mm	400/520		620	
Stroke length	mm	250			
Tonnage capacity	kN 600	800	1300	600	1300
Motor power	kW 1.7×2 (D) 0.75×2 (CC)		2.6×2 (D) 1.5×2 (CC)	1.7×2 (D) 0.75×2 (CC)	2.6×2 (D) 1.5×2 (CC)
Machine mass	kg 5500	7200	11500	7500	15000
Approach speed	mm/s	250			
Bending speed	mm/s	25			
Return speed	mm/s	250			
Backgauge measuring length	mm	700			
Backgauge finger height range	mm	250 (30~280)			
Feed rate	m/min	L: 30 Y: 150 Z: 20			
Primary power supply cable	mm ²	14			22
Power consumption	kVA 2.5	3.1	4.1	2.5	4.1

■ ATC stocker package

	Model	6020	1303
Punch	L stocker	5	9
	S stocker	5	7
	T stocker	3	-
	OP stocker	1	1
	Empty stocker	1	1
Die	L stocker	7	14
	S stocker	7	10
	T stocker	3	-
	Empty stocker	1	1

■ AMNC 4ie specifications

Display method	21.5" wide multi-touch LCD screen
Axes under CNC control	13-axis: D1, D2, C1, C2, L1, L2, LS1, LS2, LS3, Y1, Y2, Y3, Z
Input method	Angle/Direct/Shape/3D
Mode select	Single-Inching (set by program)
Input unit	mm D-axis:0.001, L-axis:0.01, Z-axis:0.1, Y-axis:0.1

*Number of axis : when Y3 axis is installed

⚠ For Your Safe Use
Be sure to read the manual carefully before use.
•Use of this product requires safeguard measures to suit your work

*Specifications, appearance and equipment are subject to change without notice by reason of improvement.
*Official model names of machines and units should be used for official applications.
The hyphenated spellings EGB-6020e, EGB-8025e, EGB-1303e, EGB-6020ATCe, EGB-1303ATCe are used in some portion of this catalog for sake of readability.
*The specifications described in this catalog are for the Japanese domestic market

©AMADA CO., LTD. All Rights Reserved.

AMADA CO., LTD.
200, Ishida, Isehara-shi, Kanagawa, 259-1196, Japan
www.amada.co.jp



E169-HQ01en
Dec. 2023

Servo Drive Press Brake

EGB SERIES



Electric servo drive press brake
designed for people and the environment.



The Engineering AMADA



Operator Assistance Functions and New Servo Drive System Pioneer the Future of Bending

"Friendly to people and the environment"

Electric Servo Drive Press Brake

- Achieves a max 20% reduction in CO₂ emissions and approximately 90% less oil consumption.
- Reduces environmental burden and maintenance costs.
- Equipped with a full Servo drive system.



4ie

Servo drive press brake

EGB SERIES

VPSS 4ie (Common to all EGB-e series)

NC unit and AMNC 4ie address customer issues.

Easy operation for anyone to use	Efficiency in remote operation from anywhere	Environmental sustainability in production	Evolution together with our customers
Easy	Efficiency	Environmental	Evolution

Height and direction are adjustable

- The adjustable range, **150-180cm**, accommodates most operators' height, aiming to reduce operator fatigue.
- Height, tilting and rotation are adjustable.

Multi-language

- The system can automatically select a language for each operator using a **built-in camera**.

*Pre-setting is necessary

Idling stop

- Machine lighting and servo drive motors automatically turn off when the system is idle or stationary for a set period of time.
- Electric power consumption during idle time is reduced by **over 50%**.

Centralized switch

- **Reduce hard switches**, leaving only those related to safety.
- **Soft-switches** of the NC screen ensure easy operation without confusion.

Wider screen

21.5" vertical type full HD improves visibility.

Built-in 2D bar code reader

- Updated to a high-function type capable of reading 2D codes.
- Easy reading of processed part selection.



Model configuration for EGB-e series

Configured as a packaged model to optimize machine performance, incorporating the latest optional equipment.

Smart operation package

High-end model includes voice operation, stopper monitor and Y3 axis back gauge.

Bi package

Adds a functionally-improved angle sensor to the Essential package.


Essential package

Essential package includes a safety device and optional back gauge fingers.



Essential package (6020e / 8025e / 1303e) *Recommended

Essential package with safety device and optional back gauge fingers.



- ① **New Servo drive system**
- ② **LED lights** Equipped at front and rear as standard.
- ③ **Side guard** Right side guard slides backwards to save space
- ④ **AS-01** AMADA's laser type safety device
- ⑤ **Back gauge** Y2 axis, 90mm support, 300mm stopper, Stepped support
- ⑥ **Foot pedal** Controls ram speed based on the amount of input pressure.
- ⑦ **Right/left 2 axis electric-crowning**
Independently controlled right and left crowning, effective for offset bending.
- ⑧ **Infrared Digipro** Measured angles are transferred to NC.

*Details of recommended package should be confirmed with local sales subsidiaries.

Essential package
Included optional accessories

**AS-01 + Infrared DIGIPRO + 90mm support finger
+ 300mm stopper + stepped support finger**

Bi package (6020e / 8025e / 1303e) *Recommended

A functionally-improved angle sensor is added to the Essential package.




Essential package



Bi-S II

Bi-S II

	6020e	8025e	1303e
Automatic axis	1 axis	1 axis	2 axes




Angle sensor Bi-SII

Bi-S II angle sensors' support enables obtaining the required angle from the first workpiece without the need for a trial bend.

Disc-type sensor head

Closely contacts the workpiece and follows spring back acquisition movements at high speed.



High speed measuring time

Upon contacting a workpiece, it automatically assesses if conditions match those of the first piece. If so, it skips the intermediate process and operates at high speed. This achieves a 30% increase in speed by applying conventional measurement and angle calculation to a high speed processing system.

Bi package
Included optional accessories

**AS-01 + Infrared DIGIPRO + 90mm support finger
+ 300mm stopper + stepped support finger + Bi-SII**

Smart operation package (6020e / 8025e / 1303e)

High-end package includes voice operation, stopper monitor and Y3 axis back gauge.



Essential package



Bi-S II

■ Bi-S II


	6020e	8025e	1303e
Automatic axis	1 axis	1 axis	2 axes

Together with



Tablet HMI

*iPad should be prepared by the customer



Y3 axis back gauge



Automatic slide foot pedal

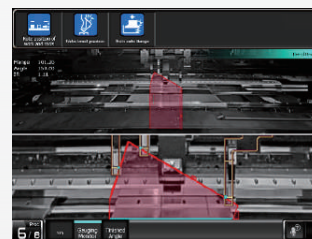


Headset

*Headset should be prepared by the customer



Back gauge camera




Smart operation package
Included optional accessories

AS-01 + Infrared Digipro + Bi-SII + Tablet HMI
+ Y3 axis back gauge + Automatic Slide foot pedal + Smart operation pack

Tablet HMI linked with various optional devices supports bending operations


Tablet HMI

Automatically slides to the operator's processing position, it minimizes the operator's movements required to monitor the NC screen.



Voice operation & answer back

Start/stop or certain alarm reset operations can be performed through hands-free voice commands.



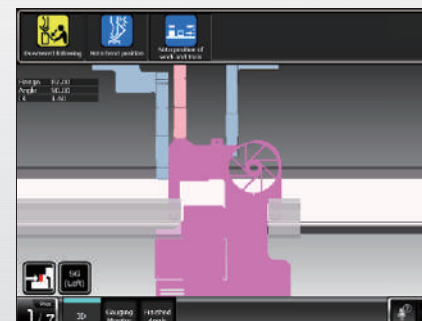
Operation guidance

NC automatically selects notification items based on operational characteristics. Even for simple bending, the icons indicate points to be aware of during operation.



Simulation

The simulation display from NC is duplicated and displayed in front of the operator. This function shares information from the NC and prevents bending errors due to insufficient checks.



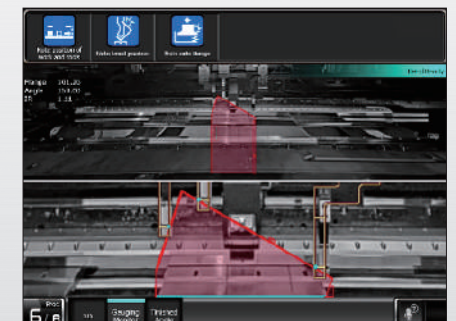
Final-angle Display

In addition to the automatic springback measurement and adjustment, the final angle is indicated on the display.




Back gauge monitor

The back gauge monitor displays the shape and position of the part for accurate placement of the workpiece in real-time, utilizing the camera mounted on the back of the machine using Augmented reality.




Bi-S II

The automatic identification function and optimized logic achieve high speeds. The final angle display function reduces operator's need to measure angles after bending.



Y3 axis back gauge

The 3-axes L-shift feature enables stable gauging using the positions of the three fingers. The newly designed 15mm wide finger allows gauging in narrow areas.






ATCe Smart operation package (6020ATCe / 1303ATCe)

AMADA's original ATC (Automatic Tool Changer) is enhanced for easy use.



EGB-6020ATCe



Bi-SII Automatic 2 axis




EGB-1303ATCe

Together with



Tablet HMI

*iPad should be prepared by the customer



Y3 axis back gauge



Automatic slide foot pedal

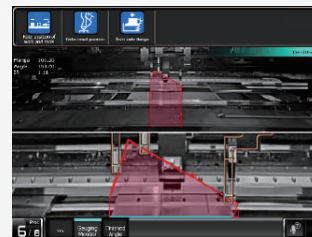


Head set

*Headset should be prepared by the customer



Back gauge camera



ATCe Smart operation
Included optional accessories

AS-01 + Bi-SII + ATC + Infrared Digipro + Tablet HMI
+ Y3 axis back gauge + Automatic Slide foot pedal + Gun-type Tool ID reader

Compact, newly designed, 2m ATC

EGB 6020 ATC

Unit:mm

Height
2845



Width
3890

Depth
2615

Loading capacity

Punch : 14 rows

Die : 17 rows

*1 row : 500mm

Achieves increased tool loading capacity in a smaller foot print.

EGB 1303 ATC

Unit:mm

Height
3115



Width
5655

Depth
2480

Loading capacity

Punch : 17 rows

Die : 24 rows

*1 row : 800mm

*The dimensions mentioned above are for the machine's outer measurements. Please refer to the footprint layout for the maximum dimensions, including moving parts.

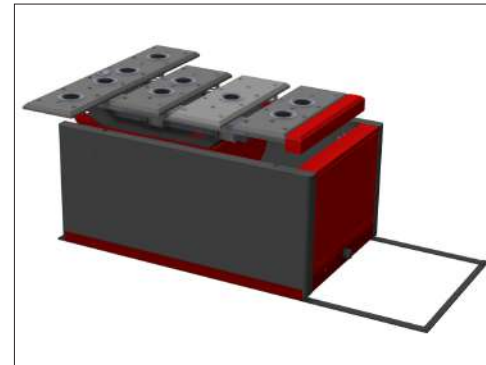


Sheet followers (Options)



Sheet follower SF-1224TL

Sheet followers reduce labor by providing support and preventing material deflections during bending. (installed with machine)
Available machines : 8025e / 1303e, 1303ATCe



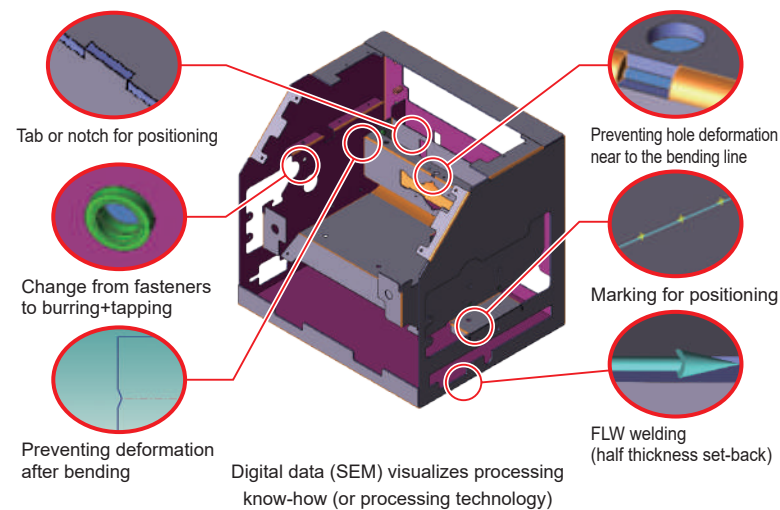
Heavy-type sheet follower : SF-1548H

Max. sheet mass : 150kg, max. material size : 1250×2500mm
Separately installed sheet follower for heavy lifting.

Software

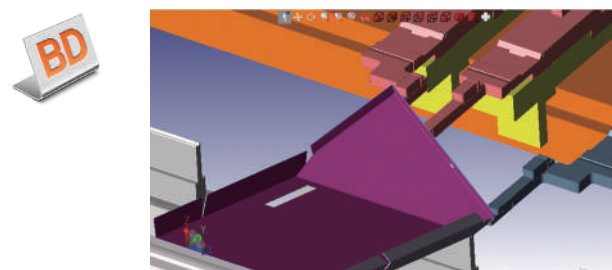
The evolved sheet metal engineering system **VPSS 4ie**

The evolved sheet metal engineering system, VPSS 4ie, is now more intelligent and automated than ever. It digitizes the processing know-how across all operations, revolutionizing benefits by connecting machines, software, and people in the factory through information.



Bending CAM (VPSS 4ie BEND)

It creates a bending program by verifying the bending feasibility of each part. Bending steps, tool layout, stopper positions, etc., are automatically determined. The bending process can be confirmed through simulation with realistic images, including forming parts and fasteners.



V-factory

AMADA's recommended V-factory is based on the concept of "creating profits for customers". V-factory will co-create factory reforms with customers by providing visualization, taking advantage of IoT technology and maximizing machine utilization.

V-factory Connecting Box

Used to connect machines to the cloud and the V-factory.

V-monitor *

Automatically records the state of the machine during automatic operation.

